

## Solids-retaining centrifuge, type WSB 203B-74

### Applications

The solids-retaining centrifuge WSB 203 in concentrator execution is used for deoiling of water and cleaning of metal-working fluids i.e. cleaning of aqueous emulsions of soluble cutting oils, deoiling of split emulsions, and cleaning of the washing liquids.

### Working principle

The feed is introduced to the rotating centrifuge bowl (fig 2) from the top (1) and is accelerated in a distributor (2) before entering the disc stack (3). It is between the discs that the separation takes place.

The water and the heavier solids are forced towards the bowl wall where the solids accumulate and the water proceeds over the top disc (4) to an open outlet (5).

The light phase moves towards the centre and leaves the bowl through an open outlet (6).

The machine needs to be stopped at intervals for manual removal of the solids.

The bowl is mounted on a vertical spindle (7) driven by a horizontally mounted motor, via a worm gear.

### Special features

The design of the cover makes service and installation easy. Slotted sludge basket for easy removal of the sludge.



Fig 1. WSB 203B-74.

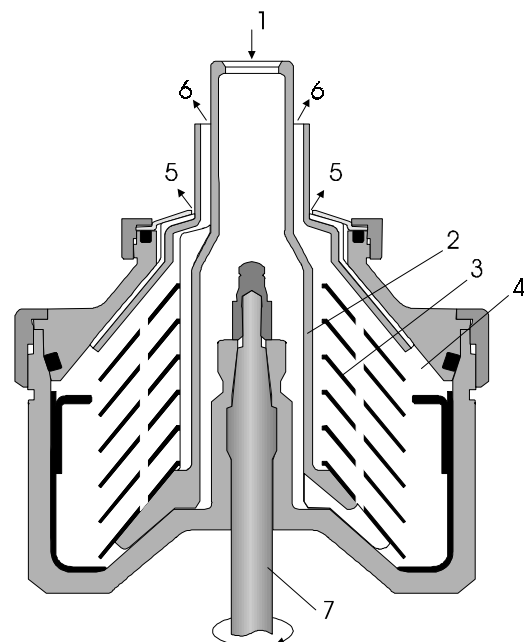


Fig 2. Typical bowl drawing for a solids-retaining centrifuge in concentrator execution. Drawing details do not necessarily correspond to the centrifuge described.

## Standard design

- Cover made of cast iron
- Bowl complete with intermediate discs for three-phase separation, gravity discs for water outlet, sludge basket. All liquid wetted parts in stainless steel.
- Frame with bowl spindle, gear, friction coupling, brake and horizontal drive shaft and revolution counter.

## Ancillary equipment

Necessary for operation are:

- Electric motor, horizontally flange-mounted.
- Direct-on-line starter.
- Set of tools.

## Technical specification

Max. throughput capacity	1.5 m <sup>3</sup> /h <sup>1)</sup>
Sludge an water space	0.5 l
Feed temperature range	0 - 100 °C
Installed motor power	0.75 kW

<sup>1)</sup> Actual capacity depends on composition of feed and separation demands.

## Utilities consumption

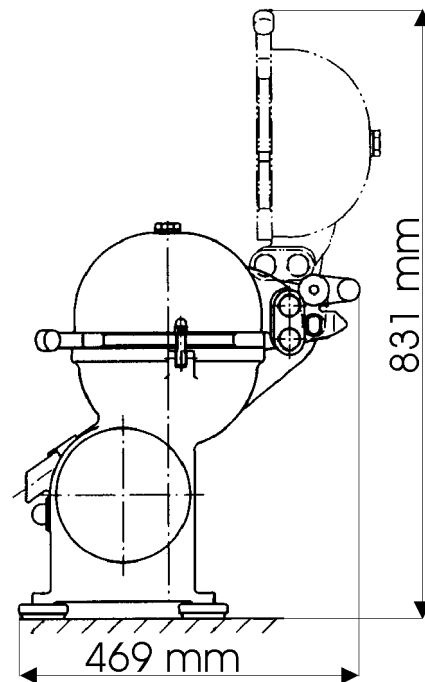
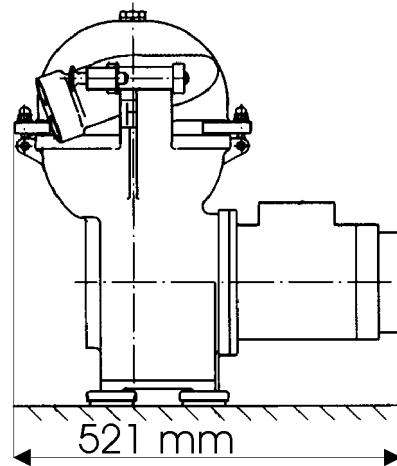
Electric power	0.4 - 0.7 kW <sup>1)</sup>
----------------	----------------------------

<sup>1)</sup> Actual consumption depends on throughput capacity, feed characteristics.

## Shipping data (approximate)

Centrifuge with bowl and motor	
Net weight:	80 kg
Gross weight:	100 kg
Volume:	0.4 m <sup>3</sup>

## Main dimensions



## Options

The separator can be equipped with a lock switch.